




OAKFIELD



Royal Oak Lane, Buxted

Price Range £800,000



SUMMARY

Price Range £800,000 - £825,000

Welcome to Iron Castle, a versatile and spacious chalet-style country home set on a generous half-acre plot with picturesque rural views and a wealth of potential.

This 4/5-bedroom, 3-bathroom gem offers a perfect balance of charm, space, and opportunity, tucked away at the end of a peaceful no-through lane.

Originally built in the 1960s, Iron Castle has been thoughtfully extended and now provides over 2,000 sq. ft. of living space. The layout easily accommodates multi-generational living or a potential self-contained annexe.

There's even scope to expand further, transforming the double garage into additional living quarters or creating a stunning first-floor extension.

The home opens to a welcoming hallway leading to bright, dual-aspect rooms. The heart of the house is the kitchen/dining area, featuring country-style cabinetry, a hob, and fitted ovens, complemented by a walk-in pantry.

The sitting room, complete with a central fireplace and wood-burning stove, offers the perfect spot to unwind.



The ground floor also boasts a large principal bedroom with an en-suite shower room and dressing area, plus a guest suite with its own en-suite, a study or fifth bedroom, and a library-style hallway connecting to the garage.

Upstairs, the first floor provides two spacious double bedrooms, a family bathroom, and potential to reconfigure the space into an en-suite and additional shower room.

The grounds are a true highlight. A private driveway provides ample parking and leads to the double garage.

The beautifully maintained garden features lush lawns, mature trees, and delightful outdoor spaces, including a summerhouse, a raised deck with BBQ hut, and a paved terrace—perfect for entertaining or simply soaking up the countryside ambiance.

With fine views over neighbouring farmland, Iron Castle is a rare opportunity to embrace rural living while keeping modern conveniences close.



Sitting Room

18'1 x 14'5

Main bedroom

14'6 x 14'4

Kitchen/Dining Room

28'6 x 10'6

Bedroom 1

15'1 x 14'8

Bedroom

14'2 x 10'6

Bedroom

14'11 x 12'0

Study

11'4 x 5'9

Garage

21'8 x 15'9

Summer House

10'11 x 10'11

Garden Shed

12'1 x 7'3

Green House

12'3 x 8'2

BBQ Hut

14'4 x 8'10

Council Tax Band - F £3,768 per annum















INFORMATION

Tenure

Freehold

Local Authority

Wealden District Council

Council Tax Band

F

Opening Hours

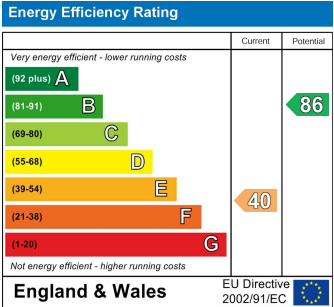
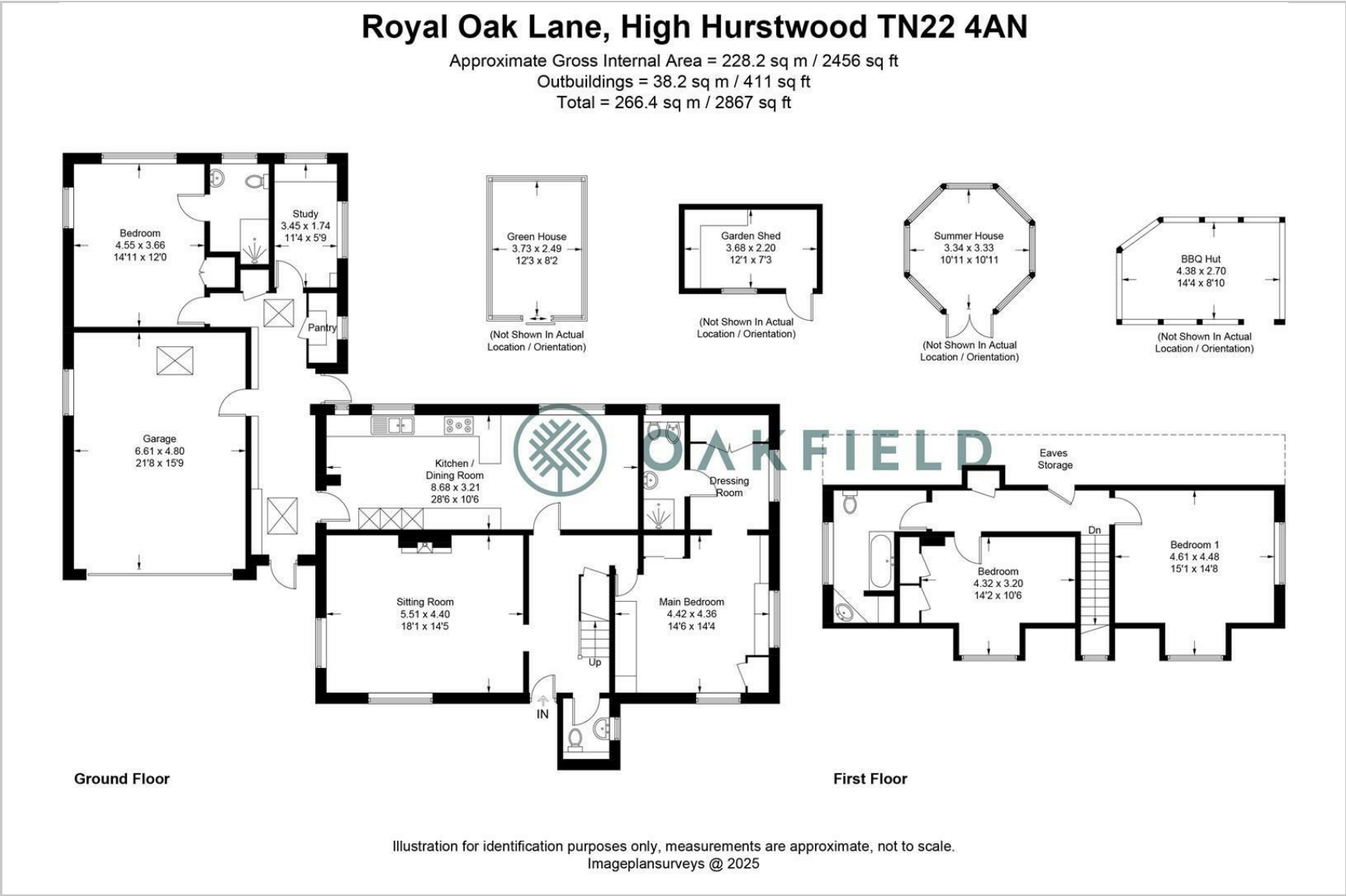
Monday to Friday	9.00am - 5.30pm
Saturday	9.00am - 4.00pm

Viewings

Please contact us on 01825 762132 if you wish to arrange a viewing appointment for this property or require further information.

Area Map





These particulars, whilst believed to be accurate are set out as a general outline only for guidance and do not constitute any part of an offer or contract. Intending purchasers should not rely on them as statements of representation of fact, but must satisfy themselves by inspection or otherwise as to their accuracy. No person in this firms employment has the authority to make or give any representation or warranty in respect of the property.